



INTERNATIONAL APPLICATION PUBLISHED UNDER THE PATENT COOPERATION TREATY (PCT)

(51) International Patent Classification ⁶ : C01F 7/00	A1	(11) International Publication Number: WO 99/41197 (43) International Publication Date: 19 August 1999 (19.08.99)
<p>(21) International Application Number: PCT/EP99/00937</p> <p>(22) International Filing Date: 11 February 1999 (11.02.99)</p> <p>(30) Priority Data: 09/021,839 11 February 1998 (11.02.98) US 01/234,567 9 February 1999 (09.02.99) US</p> <p>(71) Applicant: AKZO NOBEL N.V. [NL/NL]; Velperweg 76, NL-6824 BM Arnhem (NL).</p> <p>(72) Inventors: STAMIREN, Dennis; 6 Rockingham Drive, Newport Beach, CA 92660 (US). BRADY, Mike; 4248 Rhodes Avenue, Studio City, CA 91604 (US). JONES, William; 56 Lantree Crescent, Cambridge CB2 2NJ (GB). KOOLI, Fathi; 4-209-313, Asuma, Tsukuba 305-0031 (JP).</p> <p>(74) Agent: SCHALKWIJK, Pieter, Cornelis; Akzo Nobel N.V., Patent Dept. (Dept. APTA), P.O. Box 9300, NL-6800 SB Arnhem (NL).</p>	<p>(81) Designated States: CA, CN, JP, European patent (AT, BE, CH, CY, DE, DK, ES, FI, FR, GB, GR, IE, IT, LU, MC, NL, PT, SE).</p> <p>Published <i>With international search report. Before the expiration of the time limit for amending the claims and to be republished in the event of the receipt of amendments.</i></p>	
(54) Title: PROCESS FOR PRODUCING AN ANIONIC CLAY-CONTAINING COMPOSITION		
<p>(57) Abstract</p> <p>This patent describes an economical and environment-friendly continuous process for the synthesis of anionic clay-containing compositions. It involves reacting a slurry comprising aluminium trihydrate and/or its calcined form, with a magnesium source. There is no necessity to wash or filter the product. It can be spray dried directly to form microspheres or can be extruded to form shaped bodies. The product can be combined with other ingredients in the manufacture of catalysts, absorbents, pharmaceuticals, cosmetics, detergents, and other commodity products.</p>		

FOR THE PURPOSES OF INFORMATION ONLY

Codes used to identify States party to the PCT on the front pages of pamphlets publishing international applications under the PCT.

AL	Albania	ES	Spain	LS	Lesotho	SI	Slovenia
AM	Armenia	FI	Finland	LT	Lithuania	SK	Slovakia
AT	Austria	FR	France	LU	Luxembourg	SN	Senegal
AU	Australia	GA	Gabon	LV	Latvia	SZ	Swaziland
AZ	Azerbaijan	GB	United Kingdom	MC	Monaco	TD	Chad
BA	Bosnia and Herzegovina	GE	Georgia	MD	Republic of Moldova	TG	Togo
BB	Barbados	GH	Ghana	MG	Madagascar	TJ	Tajikistan
BE	Belgium	GN	Guinea	MK	The former Yugoslav Republic of Macedonia	TM	Turkmenistan
BF	Burkina Faso	GR	Greece	ML	Mali	TR	Turkey
BG	Bulgaria	HU	Hungary	MN	Mongolia	TT	Trinidad and Tobago
BJ	Benin	IE	Ireland	MR	Mauritania	UA	Ukraine
BR	Brazil	IL	Israel	MW	Malawi	UG	Uganda
BY	Belarus	IS	Iceland	MX	Mexico	US	United States of America
CA	Canada	IT	Italy	NE	Niger	UZ	Uzbekistan
CF	Central African Republic	JP	Japan	NL	Netherlands	VN	Viet Nam
CG	Congo	KE	Kenya	NO	Norway	YU	Yugoslavia
CH	Switzerland	KG	Kyrgyzstan	NZ	New Zealand	ZW	Zimbabwe
CI	Côte d'Ivoire	KP	Democratic People's Republic of Korea	PL	Poland		
CM	Cameroon	KR	Republic of Korea	PT	Portugal		
CN	China	KZ	Kazakstan	RO	Romania		
CU	Cuba	LC	Saint Lucia	RU	Russian Federation		
CZ	Czech Republic	LI	Liechtenstein	SD	Sudan		
DE	Germany	LK	Sri Lanka	SE	Sweden		
DK	Denmark	LR	Liberia	SG	Singapore		
EE	Estonia						

PROCESS FOR PRODUCING AN ANIONIC CLAY-CONTAINING COMPOSITION

5 BACKGROUND OF THE INVENTION

This invention involves the preparation of anionic clays and the preparation of Mg-Al solid solutions by heat-treatment of the anionic clay. Anionic clays have a crystal structure which consists of positively charged layers built up of
10 specific combinations of metal hydroxides between which there are anions and water molecules. Hydrotalcite is an example of a naturally occurring anionic clay, in which carbonate is the predominant anion present. Meixnerite is an anionic clay wherein hydroxyl is the predominant anion present.

15 In hydrotalcite-like anionic clays the brucite-like main layers are built up of octahedra alternating with interlayers in which water molecules and anions, more particularly carbonate ions, are distributed. The interlayers may contain anions such as NO_3^- , OH^- , Cl^- , Br^- , I^- , SO_4^{2-} , SiO_3^{2-} , CrO_4^{2-} , BO_3^{2-} , MnO_4^- , HGaO_3^{2-} , HVO_4^{2-} , ClO_4^- , BO_3^{2-} , pillaring anions such as $\text{V}_{10}\text{O}_{28}^{6-}$ and $\text{Mo}_7\text{O}_{24}^{6-}$,
20 monocarboxylates such as acetate, dicarboxylates such as oxalate, alkyl sulphonates such as laurylsulphonate.

It should be noted that a variety of terms are used to describe the material which is referred to in this patent as an anionic clay. Hydrotalcite-like and
25 layered double hydroxide are interchangeably used by those skilled in the art. In this patent application we refer to the materials as anionic clays, comprising within that term hydrotalcite-like and layered double hydroxide materials.

The preparation of anionic clays has been described in many prior art publications.

Recently, two major reviews of anionic clay chemistry were published in which the synthesis methods available for anionic clay synthesis have been summarized, F. Cavani et al "Hydrotalcite-type anionic clays: Preparation, Properties and Applications," Catalysis Today, 11 (1991) Elsevier Science Publishers B. V. Amsterdam.

J P Besse and others "Anionic clays:trends in pillary chemistry, its synthesis and microporous solids"(1992), 2, 108, editors: M.I. Occelli, H.E. Robson, Van Nostrand Reinhold, N.Y.

In these reviews the authors state that a characteristic of anionic clays is that mild calcination at 500 °C results in the formation of a disordered MgO-like product. Said disordered MgO-like product is distinguishable from spinel (which results upon severe calcination) and from anionic clays. In this patent application we refer to said disordered MgO-like materials as Mg-Al solid solutions. Furthermore, these Mg-Al solid solutions contain a well-known memory effect whereby the exposure to water of such calcined materials results in the reformation of the anionic clay structure.

20

For work on anionic clays, reference is given to the following articles:

Helv. Chim. Acta, 25, 106-137 and 555-569 (1942)

J. Am. Ceram. Soc., 42, no. 3, 121 (1959)

Chemistry Letters (Japan), 843 (1973)

25 Clays and Clay Minerals, 23, 369 (1975)

Clays and Clay Minerals, 28, 50 (1980)

Clays and Clay Minerals, 34, 507 (1996)

Materials Chemistry and Physics, 14, 569 (1986).

In addition there is an extensive amount of patent literature on the use of anionic clays and processes for their preparation.

5 European Patent Application 0 536 879 describes a method for introducing pH-dependent anions into the clay. The clay is prepared by the addition of a solution of $\text{Al}(\text{NO}_3)_3$ and $\text{Mg}(\text{NO}_3)_2$ to a basic solution containing borate anions. The product is then filtered, washed repeatedly with water, and dried overnight. Additionally mixtures of Zn/Mg are used.

10 In US 3,796,792 by Miyata entitled "Composite Metal Hydroxides" a range of materials is prepared into which an extensive range of cations is incorporated, including Sc, La, Th, In, etc. In the examples given solutions of the divalent and trivalent cations are prepared and mixed with base to cause co-precipitation. The resulting products are filtered, washed with water, and dried
15 at 80 °C. Example 1 refers to Mg and Al and Example 2 to Mg and Bi. Other examples are given, and in each case soluble salts are used to make solutions prior to precipitation of the anionic clay at high pH.

In US 3,879,523 by Miyata entitled "Composite Metal Hydroxides" also a large
20 number of preparation examples is outlined. The underlying chemistry, however, is again based on the co-precipitation of soluble salts followed by washing and drying. It is important to emphasize that washing is a necessary part of such preparations, because to create a basic environment for co-precipitation of the metal ions a basic solution is needed and this is provided
25 by $\text{NaOH}/\text{Na}_2\text{CO}_3$ solutions. Residual sodium, for example, can have a significant deleterious effect on the subsequent performance of the product as a catalyst or oxide support.

In US 3879525 (Miyata) very similar procedures are again described.

In US 4,351,814 to Miyata et al. a method for making fibrous hydrotalcite is described. Such materials differ in structure from the normal plate-like
5 morphology. The synthesis again involves soluble salts. For example, an aqueous solution of a mixture of $MgCl_2$ and $CaCl_2$ is prepared and suitably aged. From this a needle-like product $Mg_2(OH)_3Cl \cdot 4H_2O$ precipitates. A separate solution of sodium aluminate is then reacted in an autoclave with the solid $Mg_2(OH)_3Cl \cdot 4H_2O$ and the product is again filtered, washed with water,
10 and dried.

In US 4,458,026 to Reichle, in which heat-treated anionic clays are described as catalysts for aldol condensation reactions, again use is made of magnesium and aluminium nitrate salt solutions. Such solutions being added
15 to a second solution of $NaOH$ and Na_2CO_3 . After precipitation the slurry is filtered and washed twice with distilled water before drying at $125^\circ C$.

In US 4,656,156 to Misra the preparation of a novel absorbent based on mixing activated alumina and hydrotalcite is described. The hydrotalcite is
20 made by reacting activated MgO (prepared by activating a magnesium compound such as magnesium carbonate or magnesium hydroxide) with aqueous solutions containing aluminate, carbonate and hydroxyl ions. As an example the solution is made from $NaOH$, Na_2CO_3 and Al_2O_3 . In particular, the synthesis involves the use of industrial Bayer liquor as the source of Al . The
25 resulting products are washed and filtered before drying at $105^\circ C$.

In US 4,904,457 to Misra a method is described for producing hydrotalcites in high yield by reacting activated magnesia with an aqueous solution containing aluminate, carbonate, and hydroxyl ions.

5 The methodology is repeated in US 4,656,156.

In US 5,507,980 to Kelkar et al. a process is described for making novel catalysts, catalyst supports, and absorbers comprising synthetic hydrotalcite-like binders. The synthesis of the typical sheet hydrotalcite involves reacting
10 pseudo-boehmite to which acetic acid has been added to peptize the pseudo-boehmite. This is then mixed with magnesia. More importantly, the patent summary states clearly that the invention uses mono carboxylic organic acids such as formic, propionic and isobutyric acid. In this patent the conventional approaches to preparing hydrotalcite are presented.

15

In US 5,439,861 a process is disclosed for preparing a catalysts for synthesis gas production based on hydrotalcite. The method of preparation is again based, on the co-precipitation of soluble salts by mixing with base, for example, by the addition of a solution of RhCl_3 , $\text{Mg}(\text{NO}_3)_2$ and $\text{Al}(\text{NO}_3)_3$ to a
20 solution of Na_2CO_3 and NaOH .

Also in US 5,399,537 to Bhattacharyya in the preparation of nickel-containing catalysts based on hydrotalcite use is made of the co-precipitation of soluble magnesium and aluminium salts.

25

In US 5,591,418 to Bhattacharyya a catalyst for removing sulphur oxides or nitrogen oxides from a gaseous mixture is made by calcining an anionic clay, said anionic clay having been prepared by co-precipitation of a solution of

$Mg(NO_3)_2$, $Al(NO_3)_3$ and $Ce(NO_3)_3$. The product again is filtered and repeatedly washed with de-ionized water.

5 In US 5,114,898/WO 9110505 Pinnavaia et al. describe layered double hydroxide sorbents for the removal of sulphur oxide(s) from flue gases, which layered double hydroxide is prepared by reacting a solution of Al and Mg nitrates or chlorides with a solution of NaOH and Na_2CO_3 . In US 5,079,203 /WO 9118670 layered double hydroxides intercalated with polyoxo anions are described, with the parent clay being made by co-precipitation techniques.

10

In US 5,578,286 in the name of Alcoa a process for the preparation of meixnerite is described. Said meixnerite may be contacted with a dicarboxylate or polycarboxylate anion to form a hydrotalcite-like material. In comparative examples 1-3 hydromagnesite is contacted with aluminium trihydrate in a CO_2 atmosphere, greater than 30 atmospheres. No hydrotalcite was obtained in these examples.

20

In US 5,514,316 a method for the preparation of meixnerite is described using magnesium oxide and transition alumina. For comparative purposes aluminium trihydrate was used in combination with magnesium oxide. It was indicated that this method did not work as well as with transition alumina.

25

In US 4,946,581 and US 4,952,382 to van Broekhoven co-precipitation of soluble salts such as $Mg(NO_3)_2$ and $Al(NO_3)_3$ with, and without the incorporation of rare earth salts was used for the preparation of anionic clays

as catalyst components and additives. A variety of anions and di- and tri-valent cations are described.

5 As indicated in the description of the prior art given-above, there are many applications of anionic clays.

These include but are not restricted to: catalysts, adsorbents, drilling muds, catalyst supports and carriers, extenders and applications in the medical field. In particular van Broekhoven has described their use in SO_x abatement chemistry.

10

Because of this wide variety of large-scale commercial applications for these materials, new processes utilizing alternative inexpensive raw materials and which can be carried out in continuous mode are needed to provide a more cost-effective and environmentally compatible processes for making anionic
15 clays. In particular, from the prior art described above one can conclude that the preparation process can be improved in the following ways: the use of cheaper sources of reactants, processes for easier handling of the reactants, so that there is no need for washing or filtration, eliminating the filtration problems associated with these fine-particled materials, the avoidance of alkali
20 metals (which can be particularly disadvantageous for certain catalytic applications): In prior art preparations organic acids were used to peptize alumina. The use of organic acids is expensive and introduces an additional step in the synthesis process and is therefore not cost-effective. Further, in drying or calcining the anionic clay prepared by prior art processes gaseous
25 emissions of nitrogen oxides, halogens, sulphur oxides, etc. are encountered which cause environmental pollution problems.

SUMMARY OF THE INVENTION

Our invention includes a process for producing anionic clay-containing compositions using raw materials which are inexpensive and utilizing such raw materials in a simple process which is extremely suitable to be carried out in continuous mode. Said process involves reacting mixtures with or without stirring in water at ambient or elevated temperature at atmospheric or elevated pressure. Such processes can be operated in standard industrial equipment. More specifically, there is no need for washing or filtering, and a wide range of ratios of Mg/Al in the reaction product is possible.

10 In the process according to the invention an aluminium source and a magnesium source, for instance magnesium oxide or brucite, reacted in aqueous suspension to obtain an anionic clay and unreacted aluminium source-containing composition. This invention involves the use of alumina trihydrate (such as gibbsite, bayerite or nordstrandite) or thermally treated forms thereof as aluminium source. The reaction is carried out at ambient or elevated temperature and ambient or elevated pressure and the reaction mixture results in the direct formation of an anionic clay. The powder X-ray diffraction pattern (PXRD) suggests that the product is comparable to anionic clays made by other standard (batch) methods. The physical and chemical properties of the product are also comparable to those anionic clays made by the other conventional methods. The overall process of this invention is very flexible, enabling a wide variety of anionic clay-containing compositions and anionic clay-like materials involving for example carbonate, hydroxide and other anions to be prepared in an economically and environmental-friendly manner.

15
20
25

BRIEF DESCRIPTION OF THE DRAWINGS

Figure 1 shows a PXRD pattern of commercially available Mg-Al carbonate anionic clay.

Figure 2 shows a PXRD pattern of a Mg-Al carbonate anionic clay prepared by
5 coprecipitation.

Figure 3 shows a PXRD pattern of a Mg-Al anionic clay-containing composition prepared by the process according to the invention.

DETAILED DESCRIPTION OF THE INVENTION

10

This invention involves the preparation of an anionic clay-containing composition. In particular it describes a process for the preparation of an anionic clay-containing composition wherein an aluminium source and a magnesium source are reacted in aqueous suspension to obtain an anionic
15 clay and unreacted aluminium source-containing composition, the aluminium source being aluminium trihydrate or its thermally treated forms. Said magnesium source may be composed of a solution of a magnesium salt, a solid magnesium-bearing compound or a mixture of the two. Reaction between the Mg source and aluminium trihydrate or its thermally treated form
20 results in the direct formation of an anionic clay. In the process according to the invention part of the aluminium source remains unreacted and ends up in the anionic clay-containing composition. Said reaction takes place at room temperature or higher. At temperatures higher than 100 °C, the reaction is preferably carried out under autogeneous conditions. In the method according
25 to the invention carbonate, hydroxyl, or other anions or mixtures thereof, either provided within the reaction medium for example by feeding a soluble salt to the reactor or absorbed during the synthesis from the atmosphere, are incorporated into the interlayer region as the necessary charge-balancing

anion.

Anionic clays prepared by this method exhibit the well known properties and characteristics (e.g. chemical analysis, powder X-ray diffraction pattern, FTIR, thermal decomposition characteristics, surface area, pore volume, and pore size distribution) usually associated with anionic clays prepared by the customary and previously disclosed methods.

Upon being heated, anionic clays generally form Mg-Al solid solutions, and at higher temperatures, spinels. When used as a catalyst, an adsorbent (for instance a SO_x adsorbent for catalytic cracking reactions), or a catalyst support, the anionic clay according to the invention is usually heated during preparation and is thus in the Mg-Al solid solution form. During use in a FCC unit, the catalyst or adsorbent is converted from an anionic clay into Mg-Al solid solutions.

Therefore, the present invention is also directed to a process wherein an anionic clay-containing composition prepared by the process according to the invention, is heat-treated at a temperature between 300 and 1200 °C to form a Mg-Al-containing solid solution and/or spinel-containing composition.

The anionic clay in the composition according to the invention has a layered structure corresponding to the general formula



Wherein m and n have a value such that $m/n=1$ to 10, preferably 1 to 6, and b has a value in the range of from 0 to 10, generally a value of 2 to 6 and often a

value of about 4. X may be CO_3^{2-} , OH^- or any other anion normally present in the interlayers of anionic clays. It is more preferred that m/n should have a value of 2 to 4, more particularly a value close to 3.

- 5 Since the process disclosed in this patent does not require washing of the product or filtering, there is no filtrate waste or gaseous emissions (e.g. from acid decomposition), making the process particularly environmental-friendly and more suited to the environmental constraints which are increasingly imposed on commercial operations. The product can be spray dried directly to
10 form microspheres or can be extruded to form shaped bodies.

Aluminium source

The present invention includes the use of crystalline aluminium trihydrate
15 (ATH), for example gibbsite provided by Reynolds Aluminium Company RH-20® or JM Huber Micral ® grades. Also BOC (Bauxite Ore Concentrate), bayerite and nordstrandite are suitable aluminium trihydrates. BOC is the cheapest alumina source. The alumina trihydrate is preferred to have a small particle size. In another embodiment of the invention thermally treated forms of
20 gibbsite are used. Combinations of aluminium trihydrate and thermally treated forms of aluminium trihydrate can also be used. The calcined aluminium trihydrate is readily obtained by thermally treating aluminium trihydrate (gibbsite) at a temperature ranging from 100 to 800 °C for 15 minutes to 24 hours. In any event, the calcining temperature and time for obtaining calcined
25 aluminium trihydrate should be sufficient to cause a measurable increase of the surface area in view of the surface area of the gibbsite as produced by the Bayer process which is generally between 30 and 50 m²/g. It should be noted that within the concept of this invention flash calcined alumina is also

considered to be a thermally treated form of aluminium trihydrate, although generally it is considered a very specific alumina. Flash calcined alumina is obtained by treating aluminium trihydrate at temperatures between 800-1000 °C for very short periods of time in special industrial equipment, as is
5 described in US 4,051,072 and US 3,222,129. Combinations of various thermally treated forms of aluminium trihydrate can also be used. Preferably the aluminium source is added to the reactor in the form of a slurry. In particular we emphasize that there is no need to use a peptizable alumina source (gibbsite is not peptizable) and as a result no need to add either
10 mineral or organic acid to vary the pH of the mixture. As mentioned above, in the present invention part of the aluminium trihydrate or its thermally form remains unreacted and ends up in the resulting anionic clay-containing composition. In the process according to our invention other aluminium sources beside aluminium trihydrate or its thermally treated forms may be
15 added to the aqueous suspension such as oxides and hydroxides of aluminium, (e.g. sols, flash calcined alumina, gels, pseudo-boehmite, boehmite) aluminium salts such as aluminium nitrate, aluminium chloride, aluminium chlorohydrate and sodium aluminate. Said other aluminium sources may be soluble or insoluble in water and may be added to the aluminium
20 trihydrate and/or its thermally treated form or it may be added to the aqueous suspension separately as a solid, a solution or as a suspension.

Magnesium source

25 Mg-bearing sources which may be used include MgO, Mg(OH)₂, magnesium acetate, magnesium formate, magnesium hydroxy acetate, hydromagnesite (Mg₅(CO₃)₄(OH)₂), magnesium carbonate, magnesium bicarbonate, magnesium nitrate, magnesium chloride, dolomite and sepiolite. Both solid Mg

sources and soluble Mg salts are suitable. Also combinations of Mg sources may be used. The magnesium source may be added to the reactor as a solid, a solution, or, preferably, as a slurry. The magnesium source may also be combined with the aluminium source before it is added to the reactor.

5

Conditions

Because of its simplicity, this process is particularly suitable to be carried out in a continuous mode. Thereto an aluminium source and a magnesium source
10 are fed to a reactor and reacted in aqueous suspension to obtain an anionic clay-containing composition. In the case of a batch process an aluminium source and a magnesium source are added to a reactor and reacted in aqueous suspension to obtain an anionic clay-containing composition.

Within the context of this invention a reactor is considered to be any confined
15 zone in which the reaction between the aluminium source and magnesium source takes place. The reactor may be equipped with stirrers, baffles etcetera to ensure homogeneous mixing of the reactants. The reaction can take place with or without stirring, at ambient or at elevated temperature and at atmospheric or elevated pressure. Usually, a temperature between 0 and 100
20 °C is used at or above atmospheric pressure. It is preferred to carry out the process at temperatures above 50 °C rather than at room temperature, because this results in anionic clays with sharper peaks in the x-ray diffraction pattern than anionic clay-containing compositions obtained at room temperature. The reactor may be heated by any heating source such as a
25 furnace, microwave, infrared sources, heating jackets (either electrical or with a heating fluid), lamps, etcetera.

Said aqueous suspension in the reactor may be obtained by either adding

slurries of the starting materials, either combined or separate, to the reactor or adding magnesium source to a slurry of alumina trihydrate and/or its calcined form or vice versa and adding the resulting slurry to the reactor. It is possible to treat, for instance the aluminium trihydrate slurry at elevated temperature and then add either the Mg source per se, or add the Mg source in a slurry or solution either to the reactor or the aluminium source slurry. Given particular facilities which might be available, the continuous process can be conducted hydrothermally. This is particularly advantageous, because it this is faster and a higher conversion is obtained. There is no need to wash or filter the product, as unwanted ions (e.g. sodium, ammonium, chloride, sulphate) which are frequently encountered when using other preparation methods, are absent in the product.

In a further embodiment of the invention, the process is conducted in a multi-step process, e.g. a slurry of ATH and Mg source is treated thermally in a first reactor at a mild temperature, followed by a hydrothermal treatment in a second reactor. If desired a preformed anionic clay may be added to the reactor. Said preformed clay may be recycled anionic clay from the reaction mixture or anionic clay made separately by the process according to the invention or any other process.

If desired, organic or inorganic acids and bases, for example for control of the pH, may be fed to the reactor or added to either the magnesium source or the aluminium source before they are fed to the reactor. An example of a preferred pH modifier is an ammonium base, because upon drying no deleterious cations remain in the anionic clay.

If desired, the anionic clay-containing composition prepared by the process according to the invention may be subjected to ion exchange. Upon ion

exchange the interlayer charge-balancing anions are replaced with other anions. Said other anions are the ones commonly present in anionic clays and include pillaring anions such as $V_{10}O_{28}^{6-}$, $Mo_7O_{24}^{6-}$, $PW_{12}O_{40}^{3-}$, $B(OH)_4^-$, $B_4O_5(OH)_4^{2-}$, HBO_4^{2-} , $HGaO_3^{2-}$, CrO_4^{2-} . Examples of suitable pillaring anions are given in US 4774212 which is included by reference for this purpose. Said ion exchange can be conducted before or after drying the anionic clay and aluminium source-containing composition formed in the slurry.

The process of the invention provides wide flexibility in preparing products with a wide range of Mg:Al ratios. The Mg:Al ratio can vary from 0.1 to 10, preferably from 1 to 6, more preferred from 2 to 4, and especially preferred to close to 3.

For some applications it is desirable to have additives, both metals and non-metals, such as rare earth metals, Si, P, B, group VI, group VIII, alkaline earth (for instance Ca and Ba) and/or transition metals (for example Mn, Fe, Ti, Zr, Cu, Ni, Zn, Mo, Sn), present. Said metals and non-metals can easily be deposited on the anionic clay or the solid solution according to the invention or they can be added either to the alumina source or magnesium source which are added to the reactor or added the reactor separately. Suitable sources of metals or non-metals are oxides, halides or any other salt such as chlorides, nitrates etcetera. In the case of a multi-step process the metals and non-metals may be added in any of the steps. It can be especially advantageous for controlling the distribution of the metals and non-metals in the anionic clay.

As mentioned above, in the present invention part of the aluminium trihydrate or its thermally form remains unreacted and ends up in the resulting anionic clay-containing composition. Said resulting composition can advantageously

used as an absorbent or as a catalyst additive or matrix. The composition already contains aluminium trihydrate or its thermally treated form which acts as a binder for the anionic clay in the composition. Therefore, the present invention is also directed to the anionic clay-containing composition prepared
5 by the process of the invention.

The present invention is illustrated by the following examples which are not to be considered limitative by any means.

10 EXAMPLES

COMPARATIVE EXAMPLES BASED ON THE STATE OF THE ART

Comparative Example 1

15

A commercially available sample of a Mg-Al carbonate anionic clay was obtained from Reheis Chemical Company. Its PXRD pattern is shown for illustration in Figure 1.

D(A)	7.80	3.89	2.59
I/I ₀	100	40	35

20

Comparative Example 2

This comparative example illustrates the co-precipitation method where Mg and Al salt solutions are added to a solution of base. (US 3 979 523 Assignee
25 Kyowa Chemical Industry, Japan)

A solution containing 0.04 M Of $\text{Al}(\text{NO}_3)_3 \cdot 9\text{H}_2\text{O}$ and 0.08 M Of $\text{Mg}(\text{NO}_3)_2 \cdot 6\text{H}_2\text{O}$ in 100 ml distilled water was added dropwise and with vigorous stirring to 150 ml of distilled water containing 0.05 M of Na_2CO_3 at room temperature. Mg/Al ratio of 2.0. The pH was maintained close to 10 by the addition of 3N NAOH and the resulting slurry aged overnight at room temperature. The precipitate was separated by centrifuge, washed several times with hot distilled water then dried at 65 °C overnight.

The PXRD pattern obtained from this sample is shown in Figure 2. The results were:

D(A)	7.84	3.90	2.56
I/I ₀	100	40	20

Thermogravimetric analysis showed three weight losses: at approximately 100, 250 and 450 °C which are ascribed to loss of physisorbed water, interlayer water and loss of CO_2 and lattice dehydroxylation.

Comparative Example 3

The product obtained from Example 1 was calcined at 500 °C for 12 h. The product gave broad X-ray diffraction lines at 45 and 63 degrees two theta similar to those obtained for samples of calcined anionic clays prepared by other established methods with a Mg:Al ratio between 2 and 5.

Comparative Example 4

The product obtained from Example 2 was calcined at 500°C for 12 h. The product gave broad X-ray diffraction lines at 45 and 63 degrees two theta similar to those obtained for samples of calcined anionic clays prepared by other established methods with a Mg:Al ratio between 2 and 5.

Comparative Example 5

0.15 g of the product from Comparative Example 3 was added to 75 ml water at room temperature and stirred for 12 h. The product was filtered, washed and dried at 80 °C. The PXRD pattern indicated that the anionic clay structure had reformed with characteristic lines at 11.5, 23.5 and 35 ° in the PXRD.

Comparative Example 6

0. 15 g of the product from Example 4 was added to water at room temperature and stirred for 12 h. The product was filtered and dried at 80 °C. The PXRD pattern indicated that the product was similar to that for Comparative Example 5 and confirmed that the anionic clay structure had reformed.

EXAMPLES OF THIS INVENTION

The anionic clays may be prepared under nitrogen or carbondioxide-free atmosphere, so that the anionic clay predominantly comprises hydroxide rather than predominantly carbonate as charge balancing anion. It is also possible to feed carbon dioxide to the reactor so that an anionic clay results

with predominantly carbonate as charge balancing anion.

The following examples illustrate either the use of a Gibbsite (Micral 916 ®) obtained from J M Huber as a source of alumina or the use of BOC.

5

Example 7

3.92g of MgO was suspended in 50 cl of de-ionized water at 65 °C in a beaker in an air atmosphere. 3 g of Micral-916 Gibbsite was then added and the
10 mixture kept at 65 °C overnight. The resulting product was then dried in air at 65 °C overnight. The product consisted of a mixture of a carbonate-containing anionic clay and unreacted Gibbsite (Figure 3).

Example 8

15

3.92g of MgO was suspended in 50 cl of de-ionized water at 65 °C in a beaker in an air atmosphere. 3 g of Micral-916 Gibbsite was then added and the mixture kept at 90 °C for 24 h. The resulting product was then dried in air at 65 °C overnight. The product consisted of a mixture of a carbonate-containing
20 anionic clay and unreacted Gibbsite.

Example 9

3.92 g of MgO was suspended in 50 cl of de-ionized water at 65 °C in a
25 beaker in an air atmosphere 3 g of Micral-916 Gibbsite was then added along with 5 wt % of the product of Example 2 and the mixture kept at 65 °C for 24 h. The resulting product was then dried in air at 65 °C overnight. The product consisted of a mixture of a carbonate-containing anionic clay and unreacted

Gibbsite.

Example 10

- 5 3.92 g of MgO was suspended in 50 cl of de-ionized water at 65 °C in a beaker in an air atmosphere. 3 g of Micral-916 Gibbsite was then added along with 5 wt % of Example 2 and the mixture hydrothermally treated at 170 °C for 1 h. The resulting product was then dried in air at 65 °C overnight. The product consisted of a mixture of a carbonate-containing anionic clay and unreacted
- 10 Gibbsite.

We claim:

1. A process for the preparation of an anionic clay-containing composition wherein an aluminium source and a magnesium source are reacted in aqueous suspension to obtain an anionic clay and unreacted aluminium source-containing composition, the aluminium source being aluminium trihydrate and/or its thermally treated form.
5
2. A process according to claim 1 wherein the aluminium source is a thermally treated form of aluminium trihydrate.
10
3. A process according to claim 1 or 2 wherein the aluminium source is aluminium trihydrate.
- 15 4. A process according to any one of claims 1-3 wherein beside aluminium trihydrate and/or its thermally treated form other alumina sources are present in the aqueous suspension.
- 20 5. A process according to any one of claims 1-4 wherein the magnesium source is magnesium oxide and/or $\text{Mg}(\text{OH})_2$ and/or MgCO_3 .

6. A process according to any one of claims 1-5 wherein the reaction takes place at a temperature between 0 and 100 °C at or above atmospheric pressure.
- 5
7. A process according to any one of claims 1-6 wherein the reaction takes place at a temperature above 50 °C at or above atmospheric pressure.
8. A process according to any one of claims 1-7 wherein the reaction is
10 conducted at a temperature above 100 °C and increased pressure.
9. A process according to any one of claims 1-8 wherein metals or non-metals are added to the aqueous suspension, to the aluminium source and/or the magnesium source.
- 15
- 10.A process according to claim 9 wherein the metals or non-metals are added to the aluminium source.
- 11.A process according to claim 9 wherein the metals or non-metals are
20 added to the magnesium source.
- 12.A process according to any one of claims 1-11 wherein the anionic clay is subjected to an ion-exchange treatment.
- 25
- 13.A process according to any one of claims 1-12 wherein the anionic clay is ion exchanged with pillaring anions such as $V_{10}O_{28}^{6-}$ and $Mo_7O_{24}^{6-}$.
- 14.A process according to any one of claims 1-13 wherein metals or non-

metals are deposited on the anionic clay.

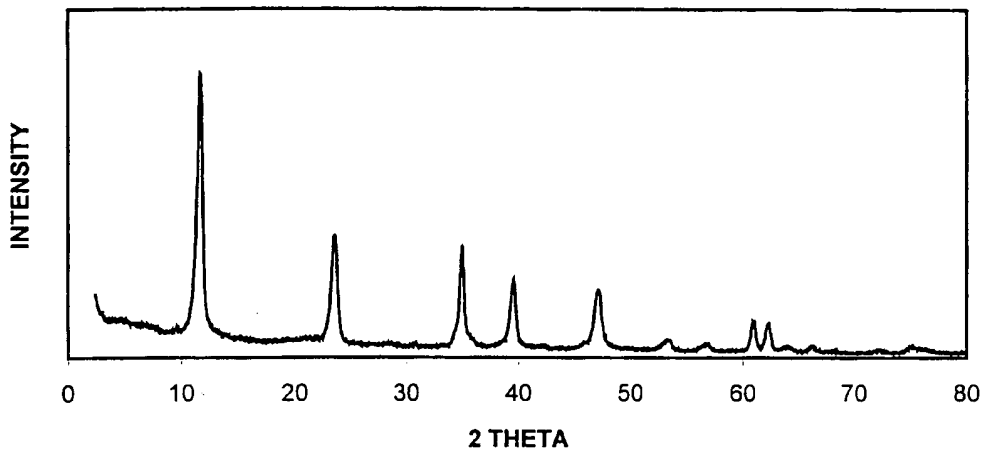
5 15. A process for the preparation of a Al-Mg-containing solid solution and/or spinel, wherein an anionic clay obtained by any one of the processes of claims 1-14 is subjected to a heat-treatment at a temperature between 300 and 1200 °C.

10 16. An anionic clay-containing composition obtainable by any one of the processes of claim 1-15.

17. An anionic clay-containing composition containing aluminium trihydrate or its thermally treated form.

figures for ACH 2686 R

**FIGURE 1: X-RAY DIFFRACTION PATTERN FOR
COMMERCIAL ANIONIC CLAY**



**FIGURE 2: X-RAY DIFFRACTION PATTERN FOR
ANIONIC CLAY MADE BY CO-PRECIPITATION**

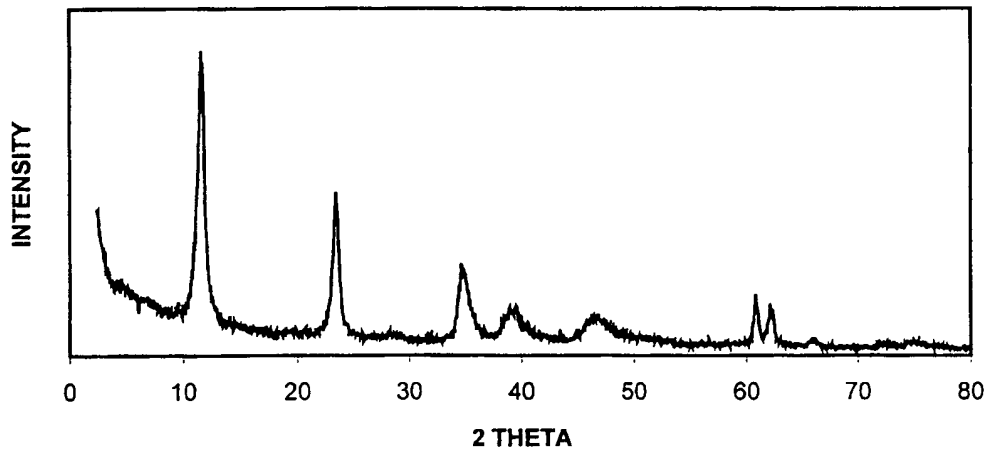
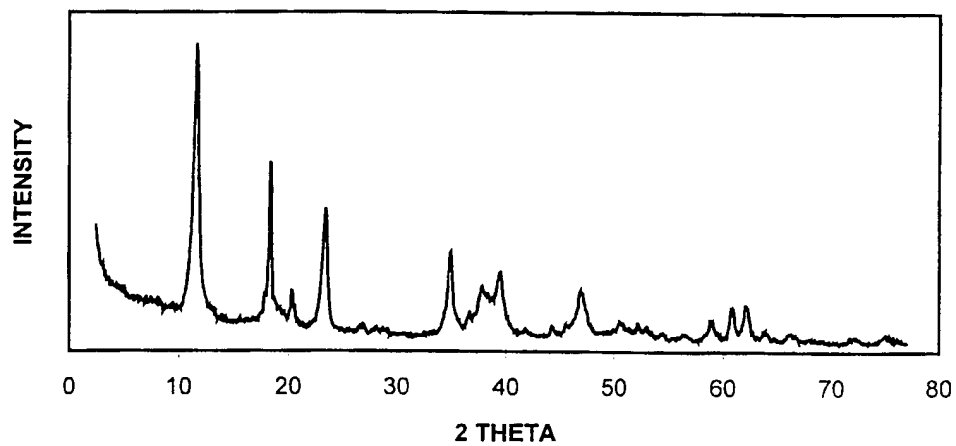


FIGURE 3: ANIONIC CLAY-COMPOSITION CONTAINING UNREACTED GIBBSITE



INTERNATIONAL SEARCH REPORT

International Application No
PCT/EP 99/00937

A. CLASSIFICATION OF SUBJECT MATTER IPC 6 C01F7/00				
According to International Patent Classification (IPC) or to both national classification and IPC				
B. FIELDS SEARCHED				
Minimum documentation searched (classification system followed by classification symbols) IPC 6 C01F				
Documentation searched other than minimum documentation to the extent that such documents are included in the fields searched				
Electronic data base consulted during the international search (name of data base and, where practical, search terms used)				
C. DOCUMENTS CONSIDERED TO BE RELEVANT				
Category °	Citation of document, with indication, where appropriate, of the relevant passages	Relevant to claim No.		
X	WO 96 05140 A (HORN WILLIAM E JR ; CEDRO VITO III (US); MARTIN EDWARD S (US); STIN) 22 February 1996 cited in the application see examples 1-4	1-14		
Y	---	15-17		
Y	EP 0 640 379 A (AIR PROD & CHEM) 1 March 1995 see claims 1-3,5 ---	15-17		
-/--				
<input checked="" type="checkbox"/> Further documents are listed in the continuation of box C.				
<input checked="" type="checkbox"/> Patent family members are listed in annex.				
° Special categories of cited documents :				
<table style="width: 100%; border: none;"> <tr> <td style="width: 50%; border: none; vertical-align: top;"> "A" document defining the general state of the art which is not considered to be of particular relevance "E" earlier document but published on or after the international filing date "L" document which may throw doubts on priority claim(s) or which is cited to establish the publication date of another citation or other special reason (as specified) "O" document referring to an oral disclosure, use, exhibition or other means "P" document published prior to the international filing date but later than the priority date claimed </td> <td style="width: 50%; border: none; vertical-align: top;"> "T" later document published after the international filing date or priority date and not in conflict with the application but cited to understand the principle or theory underlying the invention "X" document of particular relevance; the claimed invention cannot be considered novel or cannot be considered to involve an inventive step when the document is taken alone "Y" document of particular relevance; the claimed invention cannot be considered to involve an inventive step when the document is combined with one or more other such documents, such combination being obvious to a person skilled in the art. "&" document member of the same patent family </td> </tr> </table>			"A" document defining the general state of the art which is not considered to be of particular relevance "E" earlier document but published on or after the international filing date "L" document which may throw doubts on priority claim(s) or which is cited to establish the publication date of another citation or other special reason (as specified) "O" document referring to an oral disclosure, use, exhibition or other means "P" document published prior to the international filing date but later than the priority date claimed	"T" later document published after the international filing date or priority date and not in conflict with the application but cited to understand the principle or theory underlying the invention "X" document of particular relevance; the claimed invention cannot be considered novel or cannot be considered to involve an inventive step when the document is taken alone "Y" document of particular relevance; the claimed invention cannot be considered to involve an inventive step when the document is combined with one or more other such documents, such combination being obvious to a person skilled in the art. "&" document member of the same patent family
"A" document defining the general state of the art which is not considered to be of particular relevance "E" earlier document but published on or after the international filing date "L" document which may throw doubts on priority claim(s) or which is cited to establish the publication date of another citation or other special reason (as specified) "O" document referring to an oral disclosure, use, exhibition or other means "P" document published prior to the international filing date but later than the priority date claimed	"T" later document published after the international filing date or priority date and not in conflict with the application but cited to understand the principle or theory underlying the invention "X" document of particular relevance; the claimed invention cannot be considered novel or cannot be considered to involve an inventive step when the document is taken alone "Y" document of particular relevance; the claimed invention cannot be considered to involve an inventive step when the document is combined with one or more other such documents, such combination being obvious to a person skilled in the art. "&" document member of the same patent family			
Date of the actual completion of the international search <p style="text-align: center;">1 June 1999</p>	Date of mailing of the international search report <p style="text-align: center;">14/06/1999</p>			
Name and mailing address of the ISA European Patent Office, P.B. 5818 Patentlaan 2 NL - 2280 HV Rijswijk Tel. (+31-70) 340-2040, Tx. 31 651 epo nl, Fax: (+31-70) 340-3016	Authorized officer <p style="text-align: center;">Siebel, E</p>			

INTERNATIONAL SEARCH REPORT

In. ational Application No
PCT/EP 99/00937

C.(Continuation) DOCUMENTS CONSIDERED TO BE RELEVANT		
Category	Citation of document, with indication, where appropriate, of the relevant passages	Relevant to claim No.
Y	CAVANI F ET AL: "HYDROTALCITE-TYPE ANIONIC CLAYS: PREPARATION, PROPERTIES AND APPLICATIONS" CATALYSIS TODAY, vol. 11, no. 4, 1 January 1991, pages 173-301, XP000537043 cited in the application see page 190, 197-198, Chapter 7.1 and 7.2 -----	15-17
A	see the whole document -----	1-14
Y	G. MASCOLO, O. MARINO: "A new synthesis and characterization of magnesium-aluminium hydroxides" MINERALOGICAL MAGAZINE, vol. 43, 1980, pages 619-621, XP002104404 Figure 1, page 619 line 41 to page 620 line 10 -----	15-17
X	US 5 514 361 A (MARTIN EDWARD S ET AL) 7 May 1996 cited in the application Examples 2 (column 5, line 11-13) and 3 (column 5 line 44 to column 6 line 3) -----	1,2,5-8, 16,17
X	GB 1 185 920 A (KYOWA CHEMICAL INDUSTRY CO. LTD. (TOKYO)) 25 March 1970 see page 2 line 18 to line 34, see page 5, line 14-21 see the whole document -----	1,16,17
A	D.M. ROY, R. ROY AND E.F. OSBORN: "The System MgO-Al ₂ O ₃ -H ₂ O and Influence of Carbonate and Nitrate Ions on the Phase Equilibria" AMERICAN JOURNAL OF SCIENCE, vol. 251, May 1953, page 337-361 XP002104405 see page 345 - page 353 -----	1,15-17

INTERNATIONAL SEARCH REPORT

Information on patent family members

International Application No

PCT/EP 99/00937

Patent document cited in search report	A	Publication date	Patent family member(s)	Publication date
WO 9605140	A	22-02-1996	AU 704214 B	15-04-1999
			AU 1559395 A	07-03-1996
			BR 9508872 A	06-01-1998
			CA 2197664 A	22-02-1996
			EP 0776317 A	04-06-1997
			HU 77873 A	28-09-1998
			JP 10503465 T	31-03-1998
			SK 21197 A	10-12-1997
			US 5578286 A	26-11-1996
			US 5728363 A	17-03-1998
			US 5776424 A	07-07-1998
			US 5728364 A	17-03-1998
			US 5728365 A	17-03-1998
			US 5728366 A	17-03-1998
US 5730951 A	24-03-1998			
EP 0640379	A	01-03-1995	US 5407652 A	18-04-1995
			BR 9403333 A	20-06-1995
			CA 2130589 A	28-02-1995
			DE 69409450 D	14-05-1998
			DE 69409450 T	27-08-1998
			JP 2637049 B	06-08-1997
			JP 7163870 A	27-06-1995
			KR 142375 B	01-06-1998
			SG 48048 A	17-04-1998
			US 5472677 A	05-12-1995
US 5514361	A	07-05-1996	AU 1559495 A	29-11-1995
			BR 9507557 A	05-08-1997
			CA 2189020 A	09-11-1995
			CZ 9603162 A	16-04-1997
			EP 0759888 A	05-03-1997
			HU 75979 A	28-05-1997
			JP 9512519 T	16-12-1997
			SK 139596 A	06-08-1997
			WO 9529874 A	09-11-1995
			US 5578286 A	26-11-1996
			US 5728363 A	17-03-1998
			US 5776424 A	07-07-1998
			US 5728364 A	17-03-1998
			US 5728365 A	17-03-1998
US 5728366 A	17-03-1998			
US 5730951 A	24-03-1998			
GB 1185920	A	25-03-1970	JP 50030039 B	27-09-1975
			CH 490089 A	15-05-1970
			DE 1592126 A	29-10-1970
			ES 343381 A	01-12-1968
			FR 7588 M	12-01-1970
			FR 1532167 A	27-11-1968
			US 3539306 A	10-11-1970
			US 3650704 A	21-03-1972